

ESD-25085

- ▶ **Description**
 DC Powered, Sensor Activated, Electronic Soap Dispenser with DC Powered, Sensor Activated, Electronic Hand Washing Faucet for tempered or hot/cold water operation.
- ▶ **Model**
 ESD-25085 Battery Powered Faucet and Soap Dispenser
- ▶ **Faucet Flow Rate**
 0.5 gpm/1.9 Lpm Vandal Resistant Spray Head
 (See **Accessories** for other Spray Head options)
- ▶ **Faucet Specifications**
EBF-85 Sensor Activated Electronic Hand Washing Faucet
 ADA Compliant, Sensor Activated, 6 VDC, Chrome Plated Cast Brass Hand Washing Faucet with the following features:
 - Splash-proof Circuit Control Module
 - Bak-Chek® Tee for Hot/Cold Supply
 - Vandal Resistant Spray Head with Pressure Compensating Flow Control
 - Fiber Optic, Automatic, Self-adaptive Sensing
 - Audible Tone Low Battery Indicator
 - Serviceable Filtered Solenoid Valve
 - Four (4) C-size Alkaline Batteries included
 - Polypropylene Optic Cable Protection
 - Trim Plate with Anti-rotation Pin (4" Trim Plate - Standard)
- ▶ **Soap Dispenser Specifications**
ESD-250 Sensor Activated Electronic Soap Dispenser
 ADA Compliant, Sensor Activated, Electronic, Chrome Plated Cast Brass Spout, Soap Dispenser with the following features:
 - Modular One-piece Construction
 - Active Infrared Sensor
 - Four (4) D-size Alkaline Batteries included
 - Low Battery Indicator
 - Mounting Hardware included
 - Low Soap Level Indicator
 - Easy Loading Disposable Soap Refills
 - New Pump and Delivery Tube with each Refill*Unit supplied with one 800 ml. Container of Soap.*
- ▶ **Variations**
 ESD-20080 AC Powered Faucet and Soap Dispenser
- ▶ **Special Finishes**
 PB Polished Brass (PVD Finish)
 BN Brushed Nickel (PVD Finish)
 SF Satin Chrome
- ▶ **Accessories (Specify separately)**
 - **Vandal Resistant Faucet Spray Heads**
 - ETF-1022-A** 2.2 gpm/8.3 Lpm Aerator
 - ETF-1027-A** 2.2 gpm/8.3 Lpm Laminar Flow Spray Head (recommended for medical applications)



- ▶ **Features and Benefits**
 - "Touch-free" operation improves hand washing hygiene
 - Encourages hand washing for improved sanitary protection
 - Automatic operation provides water usage savings over other faucet devices
 - Economical pre-measured soap dispensing saves soap and money
 - Soap refill cartridge is easy to replace and provides a new mechanism and soap path with every replacement
 - Flashing "red" light indicates soap replacement required for continuous soap dispensing
 - Flashing "yellow" light indicates low battery, promotes continuous operation of Dispenser
 - Three-year Warranty (limited)
 - Eliminates "untidy and clumsy" refillable containers
- ▶ **Soap Refill Cartridges Available**
 - *ESD-217* — 800 ml. bottle of Lotion Soap
 - *ESD-232* — 1600 ml. bottle of Lotion Soap
 - *ESD-231* — 800 ml. bottle of Anti-bacterial Soap
 - *ESD-233* — 1600 ml. bottle of Anti-bacterial Soap

Optima faucet EBF-85
 Complies with: ASME A112.18.1



See OPTIMA Faucet and OPTIMA Accessories Sections of the Sloan Catalog for a complete listing of OPTIMA Faucet Accessories and Variations.

This space for Architect/Engineer approval

Job Name _____ Date _____

Model Specified _____ Quantity _____

Variations Specified _____

Customer/Wholesaler _____

Contractor _____

Architect _____

ELECTRICAL SPECIFICATIONS

- ▶ **Faucet Control Circuit**
6 VDC — Operates on four (4) alkaline C-size batteries. Self-adaptive Range Adjustment, Audible Troubleshooting and Low Battery Indicator. Fiber Optic Cable between Electronic Module and Faucet keeps all electronic signals below the sink.
- ▶ **OPTIMA® Faucet Sensor Range**
Nominal: 4" - 5" (102 mm - 127 mm)
Self-adaptive Zone: 2" - 8" (51 mm - 203 mm) — Faucet self-adjustment range within this zone dependent upon depth and reflectivity of basin.
- ▶ **Faucet Solenoid Valve**
Low Energy Latching Solenoid with Self-cleaning Bypass and Integral Clean Out Strainer Filter.

- ▶ **Soap Dispenser Control Circuit**
6 VDC — Operates on four (4) alkaline D-size batteries.
- ▶ **Battery Life**
2 years at 8,000 cycles/month
- ▶ **Time Out Adjustment Settings**
30 seconds — The Faucet Time out Setting determines the maximum time the faucet will run upon continuous detection. The ESD-25085 is factory set at the 30 second time out. Consult factory for time out settings to meet individual application requirements.
- ▶ **Max. Distance Control Module may be Installed from Spout**
With Standard Cable: 30" (762 mm)

SOAP REPLACEMENT

When the soap Bottle is empty, a new Bottle must be used. The Bottle furnished with the unit is not designed to be refilled. Altering the Bottle and refilling it with soap will void the warranty of the product.

To Order Replacement Soap Cartridges:

1-866-700-CLEAN (1-866-700-2532)

Or go to our website: www.optimasoap.com

Refills are also available through your local plumbing or janitorial supply distributor.

Soap Refill Cartridges Available

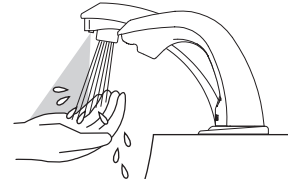
- ESD-217 — 800 ml. bottle of Lotion Soap
- ESD-232 — 1600 ml. bottle of Lotion Soap
- ESD-231 — 800 ml. bottle of Anti-bacterial Soap
- ESD-233 — 1600 ml. bottle of Anti-bacterial Soap

Can also be replaced with TC® OneShot® Soap Bottles listed below.

Description	Sloan® Part No.	TC® OneShot® Stock No.
800 ml. bottle of Lotion Soap	ESD-217	401311
1600 ml. bottle of Lotion Soap	ESD-232	401541
800 ml. bottle of Anti-bacterial Soap	ESD-231	401312
1600 ml. bottle of Anti-bacterial Soap	ESD-233	401542

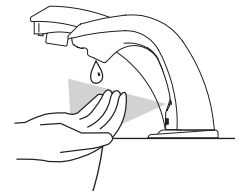
FAUCET OPERATION

1. A continuous, invisible light beam is emitted from the OPTIMA® sensor.
2. The faucet is activated by placing hands beneath the spray head, thus activating the Solenoid Valve. Tempered water flows for as long as hands continue to stay within the Sensor's range (30 second automatic shut off).
3. When hands are removed, the water flow automatically stops. The faucet is then ready for the next user.

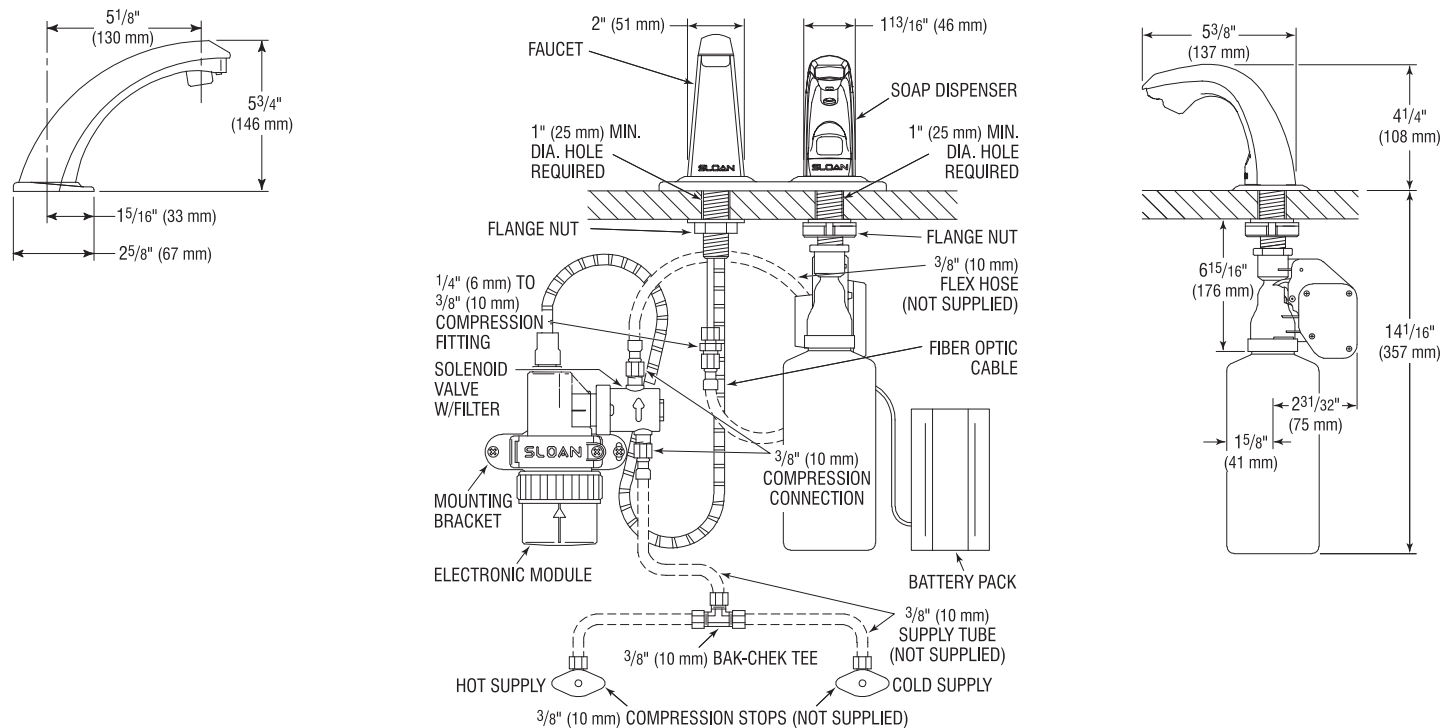


SOAP DISPENSER OPERATION

The user's hands reflect the beam into the sensor receiver activating the pump allowing a single soap application to flow from the spout. A flashing red LED indicates the soap cartridge is low. A flashing yellow LED indicates low batteries.



ROUGH-IN DIAGRAM



SLOAN • 10500 SEYMOUR AVENUE • FRANKLIN PARK, IL 60131

Phone: 1-800-9-VALVE-9 or 1-847-671-4300 • Fax: 1-800-447-8329 or 1-847-671-4380 • www.sloanvalve.com